


**MUNICIPIO DE TECOMAN, COL.**  
**Sistema Integral de Contabilidad Gubernamental**  
**ESTADO ANALITICO DEL EJERCICIO DEL PRESUPUESTO DE EGRESOS**  
**DEL 1 DE ENERO AL 31 DE MARZO DE 2020**

Análisis por: Estructura Administrativa

Clave Presupuestaria Descripción	Apr Ene-Mar	AyR Ene-Mar	PrM Ene-Mar	Dev Ene-Mar	Pag Ene-Mar	SEje Ene-Mar
UP-UR-UE						
<b>01 CABILDO</b>	<b>2,803,749.09</b>	<b>3,668.15</b>	<b>2,807,417.24</b>	<b>2,796,052.79</b>	<b>2,793,240.69</b>	<b>11,364.45</b>
<b>01 01 CABILDO</b>	<b>2,803,749.09</b>	<b>3,668.15</b>	<b>2,807,417.24</b>	<b>2,796,052.79</b>	<b>2,793,240.69</b>	<b>11,364.45</b>
01 01 01 DESPACHO DE CABILDO	2,803,749.09	3,668.15	2,807,417.24	2,796,052.79	2,793,240.69	11,364.45
<b>02 PRESIDENCIA MUNICIPAL</b>	<b>2,470,956.90</b>	<b>282,028.60</b>	<b>2,752,985.50</b>	<b>1,961,947.43</b>	<b>1,895,846.06</b>	<b>791,038.07</b>
<b>02 01 PRESIDENCIA MUNICIPAL</b>	<b>443,827.13</b>	<b>31,758.13</b>	<b>475,585.26</b>	<b>387,837.42</b>	<b>361,572.19</b>	<b>87,747.84</b>
02 01 01 DESPACHO DE PRESIDENCIA MUNICIPAL	443,827.13	31,758.13	475,585.26	387,837.42	361,572.19	87,747.84
<b>02 02 COMUNICACION SOCIAL</b>	<b>311,580.39</b>	<b>25,579.61</b>	<b>337,160.00</b>	<b>187,532.47</b>	<b>157,910.89</b>	<b>149,627.53</b>
02 02 01 DIRECCION DE COMUNICACION SOCIAL	311,580.39	25,579.61	337,160.00	187,532.47	157,910.89	149,627.53
<b>02 03 ATENCION CIUDADANA</b>	<b>426,141.72</b>	<b>-16,847.25</b>	<b>409,294.47</b>	<b>162,349.38</b>	<b>161,749.38</b>	<b>246,945.09</b>
02 03 01 DIRECCION DE ATENCION CIUDADANA	426,141.72	-16,847.25	409,294.47	162,349.38	161,749.38	246,945.09
<b>02 04 DESARROLLO SOCIAL</b>	<b>73,032.62</b>	<b>0.00</b>	<b>73,032.62</b>	<b>71,835.14</b>	<b>71,835.14</b>	<b>1,197.48</b>
02 04 01 DIRECCION DE DESARROLLO SOCIAL	73,032.62	0.00	73,032.62	71,835.14	71,835.14	1,197.48
<b>02 05 FOMENTO ECONOMICO</b>	<b>499,301.33</b>	<b>24,445.28</b>	<b>523,746.61</b>	<b>431,850.36</b>	<b>422,235.80</b>	<b>91,896.25</b>
02 05 01 DIRECCION DE FOMENTO ECONOMICO	499,301.33	24,445.28	523,746.61	431,850.36	422,235.80	91,896.25
<b>02 06 SISTEMA DE PROTECCION INTEGRAL DE NIÑAS, NIÑOS Y ADOLESCENTES</b>	<b>61,635.14</b>	<b>0.00</b>	<b>61,635.14</b>	<b>61,635.14</b>	<b>61,635.14</b>	<b>0.00</b>
02 06 01 DIRECCION DEL SISTEMA DE PROTECCION INTEGRAL DE NIÑAS, NIÑOS Y ADOLESCENTES	61,635.14	0.00	61,635.14	61,635.14	61,635.14	0.00
<b>02 07 UNIDAD DE TRANSPARENCIA Y ACCESO A LA INFORMACION PUBLICA MUNICIPAL</b>	<b>172,876.18</b>	<b>0.00</b>	<b>172,876.18</b>	<b>157,605.33</b>	<b>157,605.33</b>	<b>15,270.85</b>
02 07 01 DIRECCION DE TRANSPARENCIA Y ACCESO A LA INFORMACION PUBLICA MUNICIPAL	172,876.18	0.00	172,876.18	157,605.33	157,605.33	15,270.85
<b>02 08 PROTECCION CIVIL</b>	<b>482,562.39</b>	<b>217,092.83</b>	<b>699,655.22</b>	<b>501,302.19</b>	<b>501,302.19</b>	<b>198,353.03</b>
02 08 01 DIRECCION DE PROTECCION CIVIL	482,562.39	217,092.83	699,655.22	501,302.19	501,302.19	198,353.03
<b>03 SECRETARIA DEL AYUNTAMIENTO</b>	<b>2,755,455.51</b>	<b>457,075.66</b>	<b>3,212,531.17</b>	<b>2,832,343.09</b>	<b>2,719,329.71</b>	<b>380,188.08</b>
<b>03 01 SECRETARIA DEL AYUNTAMIENTO</b>	<b>721,793.06</b>	<b>59,355.74</b>	<b>781,148.80</b>	<b>587,186.62</b>	<b>559,326.03</b>	<b>193,962.18</b>
03 01 01 DESPACHO DE LA SECRETARIA DEL AYUNTAMIENTO	468,433.06	15,082.50	483,515.56	360,193.81	340,992.19	123,321.75
03 01 02 JEFATURA DE LOS SERVICIOS MUNICIPALES DE SALUD	211,017.02	49,863.24	260,880.26	226,992.81	218,333.84	33,887.45
03 01 03 COORDINACION DE SESIONES DE CABILDO	42,342.98	-5,590.00	36,752.98	0.00	0.00	36,752.98
<b>03 02 REGISTRO CIVIL</b>	<b>429,354.60</b>	<b>104,089.50</b>	<b>533,444.10</b>	<b>510,189.67</b>	<b>490,252.42</b>	<b>23,254.43</b>
03 02 01 OFICIALIA DEL REGISTRO CIVIL	429,354.60	104,089.50	533,444.10	510,189.67	490,252.42	23,254.43
<b>03 03 EDUCACION Y CULTURA</b>	<b>1,604,307.85</b>	<b>293,630.42</b>	<b>1,897,938.27</b>	<b>1,734,966.80</b>	<b>1,669,751.26</b>	<b>162,971.47</b>
03 03 01 DIRECCION DE EDUCACION Y CULTURA	1,604,307.85	293,630.42	1,897,938.27	1,734,966.80	1,669,751.26	162,971.47
<b>04 OFICIALIA MAYOR</b>	<b>7,365,036.87</b>	<b>1,963,353.09</b>	<b>9,328,389.96</b>	<b>7,319,199.76</b>	<b>7,193,568.36</b>	<b>2,009,190.20</b>
<b>04 01 OFICIALIA MAYOR</b>	<b>5,117,445.33</b>	<b>1,552,029.47</b>	<b>6,669,474.80</b>	<b>5,007,733.12</b>	<b>4,983,587.34</b>	<b>1,661,741.68</b>
04 01 01 DESPACHO DE LA OFICIALIA MAYOR	5,117,445.33	1,552,029.47	6,669,474.80	5,007,733.12	4,983,587.34	1,661,741.68

"BAJO PROTESTA DE DECIR VERDAD DECLARAMOS QUE LOS ESTADOS FINANCIEROS Y SUS NOTAS, SON RAZONABLEMENTE CORRECTOS Y SON REPOSABILIDAD DEL EMISOR"




**MUNICIPIO DE TECOMAN, COL.**  
**Sistema Integral de Contabilidad Gubernamental**  
**ESTADO ANALITICO DEL EJERCICIO DEL PRESUPUESTO DE EGRESOS**  
**DEL 1 DE ENERO AL 31 DE MARZO DE 2020**

Análisis por: Estructura Administrativa

Clave Presupuestaria Descripción	Apr Ene-Mar	AyR Ene-Mar	PrM Ene-Mar	Dev Ene-Mar	Pag Ene-Mar	SEje Ene-Mar
UP-UR-UE						
<b>04 02 RECURSOS MATERIALES</b>	<b>379,761.06</b>	<b>31,786.98</b>	<b>411,548.04</b>	<b>384,778.19</b>	<b>371,628.38</b>	<b>26,769.85</b>
04 02 01 DIRECCION DE RECURSOS MATERIALES	379,761.06	31,786.98	411,548.04	384,778.19	371,628.38	26,769.85
<b>04 03 RECURSOS HUMANOS</b>	<b>515,182.07</b>	<b>37,364.54</b>	<b>552,546.61</b>	<b>412,501.35</b>	<b>397,758.59</b>	<b>140,045.26</b>
04 03 01 DIRECCION DE RECURSOS HUMANOS	515,182.07	37,364.54	552,546.61	412,501.35	397,758.59	140,045.26
<b>04 04 CONTROL PATRIMONIAL</b>	<b>175,797.41</b>	<b>93,380.68</b>	<b>269,178.09</b>	<b>232,599.37</b>	<b>220,762.50</b>	<b>36,578.72</b>
04 04 01 DIRECCION DE CONTROL PATRIMONIAL	175,797.41	93,380.68	269,178.09	232,599.37	220,762.50	36,578.72
<b>04 05 SERVICIOS GENERALES</b>	<b>1,176,851.00</b>	<b>248,791.42</b>	<b>1,425,642.42</b>	<b>1,281,587.73</b>	<b>1,219,831.55</b>	<b>144,054.69</b>
04 05 01 DIRECCION DE SERVICIOS GENERALES	1,176,851.00	248,791.42	1,425,642.42	1,281,587.73	1,219,831.55	144,054.69
<b>05 TESORERIA MUNICIPAL</b>	<b>32,281,622.96</b>	<b>-269,148.86</b>	<b>32,012,474.10</b>	<b>42,510,282.09</b>	<b>40,061,409.75</b>	<b>-10,497,807.99</b>
<b>05 01 TESORERIA MUNICIPAL</b>	<b>10,114,370.63</b>	<b>695,099.79</b>	<b>10,809,470.42</b>	<b>38,944,960.27</b>	<b>36,653,814.97</b>	<b>-28,135,489.85</b>
05 01 01 DESPACHO DE LA TESORERIA MUNICIPAL	10,114,370.63	695,099.79	10,809,470.42	38,944,960.27	36,653,814.97	-28,135,489.85
<b>05 02 CATASTRO</b>	<b>355,530.09</b>	<b>42,264.65</b>	<b>397,794.74</b>	<b>367,163.79</b>	<b>353,517.55</b>	<b>30,630.95</b>
05 02 01 DIRECCION DE CATASTRO	355,530.09	42,264.65	397,794.74	367,163.79	353,517.55	30,630.95
<b>05 03 EGRESOS Y CONTABILIDAD</b>	<b>570,242.02</b>	<b>114,407.04</b>	<b>684,649.06</b>	<b>660,087.61</b>	<b>637,380.69</b>	<b>24,561.45</b>
05 03 01 DIRECCION DE EGRESOS Y CONTABILIDAD	570,242.02	114,407.04	684,649.06	660,087.61	637,380.69	24,561.45
<b>05 04 INGRESOS</b>	<b>1,314,974.52</b>	<b>-59,250.19</b>	<b>1,255,724.33</b>	<b>1,401,119.15</b>	<b>1,294,979.42</b>	<b>-145,394.82</b>
05 04 01 DIRECCION DE INGRESOS	1,314,974.52	-59,250.19	1,255,724.33	1,401,119.15	1,294,979.42	-145,394.82
<b>05 05 REGLAMENTOS Y APREMIOS</b>	<b>445,788.63</b>	<b>11,110.99</b>	<b>456,899.62</b>	<b>337,813.14</b>	<b>335,713.14</b>	<b>119,086.48</b>
05 05 01 DIRECCION DE REGLAMENTOS Y APREMIOS	445,788.63	11,110.99	456,899.62	337,813.14	335,713.14	119,086.48
<b>05 06 SISTEMAS</b>	<b>540,248.20</b>	<b>14,781.20</b>	<b>555,029.40</b>	<b>421,200.66</b>	<b>417,510.65</b>	<b>133,828.74</b>
05 06 01 DIRECCION DE SISTEMAS	540,248.20	14,781.20	555,029.40	421,200.66	417,510.65	133,828.74
<b>05 07 PLANEACION Y DESARROLLO MUNICIPAL</b>	<b>18,940,468.87</b>	<b>-1,087,562.34</b>	<b>17,852,906.53</b>	<b>377,937.47</b>	<b>368,493.33</b>	<b>17,474,969.06</b>
05 07 01 DIRECCION DE PLANEACION Y DESARROLLO MUNICIPAL	18,940,468.87	-1,087,562.34	17,852,906.53	377,937.47	368,493.33	17,474,969.06
<b>06 CONTRALORIA MUNICIPAL</b>	<b>580,395.27</b>	<b>-1,258.00</b>	<b>579,137.27</b>	<b>396,272.77</b>	<b>396,272.77</b>	<b>182,864.50</b>
<b>06 01 CONTRALORIA MUNICIPAL</b>	<b>401,464.17</b>	<b>2,901.00</b>	<b>404,365.17</b>	<b>274,985.37</b>	<b>274,985.37</b>	<b>129,379.80</b>
06 01 01 DESPACHO DE LA CONTRALORIA MUNICIPAL	401,464.17	2,901.00	404,365.17	274,985.37	274,985.37	129,379.80
<b>06 02 INVESTIGACION DE FALTAS ADMINISTRATIVAS</b>	<b>55,643.70</b>	<b>4,000.00</b>	<b>59,643.70</b>	<b>59,643.70</b>	<b>59,643.70</b>	<b>0.00</b>
06 02 01 DIRECCION DE INVESTIGACION DE FALTAS ADMINISTRATIVAS	55,643.70	4,000.00	59,643.70	59,643.70	59,643.70	0.00
<b>06 03 SUBSTANCIACION DEL PROCEDIMIENTO ADMINISTRATIVO DE RESPONSABILIDAD</b>	<b>61,643.70</b>	<b>0.00</b>	<b>61,643.70</b>	<b>61,643.70</b>	<b>61,643.70</b>	<b>0.00</b>
06 03 01 DIRECCION DE SUBSTANCIACION DEL PROCEDIMIENTO ADMINISTRATIVO DE RESPONSABILIDAD	61,643.70	0.00	61,643.70	61,643.70	61,643.70	0.00
<b>06 04 RESOLUCION O FALLO DEL PROCEDIMIENTO ADMINISTRATIVO DE RESPONSABILIDAD</b>	<b>61,643.70</b>	<b>-8,159.00</b>	<b>53,484.70</b>	<b>0.00</b>	<b>0.00</b>	<b>53,484.70</b>
06 04 01 DIRECCION RESOLUTORA O FALLO DEL PROCEDIMIENTO ADMINISTRATIVO DE RESPONSABILIDAD	61,643.70	-8,159.00	53,484.70	0.00	0.00	53,484.70

"BAJO PROTESTA DE DECIR VERDAD DECLARAMOS QUE LOS ESTADOS FINANCIEROS Y SUS NOTAS, SON RAZONABLEMENTE CORRECTOS Y SON REponsABILIDAD DEL EMISOR"




**MUNICIPIO DE TECOMAN, COL.**  
**Sistema Integral de Contabilidad Gubernamental**  
**ESTADO ANALITICO DEL EJERCICIO DEL PRESUPUESTO DE EGRESOS**  
**DEL 1 DE ENERO AL 31 DE MARZO DE 2020**

Análisis por: Estructura Administrativa

Clave Presupuestaria Descripción	Apr Ene-Mar	AyR Ene-Mar	PrM Ene-Mar	Dev Ene-Mar	Pag Ene-Mar	SEje Ene-Mar
UP-UR-UE						
<b>07 JUEZ CIVICO MUNICIPAL</b>	<b>228,710.36</b>	<b>2,409.50</b>	<b>231,119.86</b>	<b>227,719.86</b>	<b>227,719.86</b>	<b>3,400.00</b>
<b>07 01 JUEZ CIVICO MUNICIPAL</b>	<b>228,710.36</b>	<b>2,409.50</b>	<b>231,119.86</b>	<b>227,719.86</b>	<b>227,719.86</b>	<b>3,400.00</b>
07 01 01 DIRECCION DE JUEZ CIVICO	228,710.36	2,409.50	231,119.86	227,719.86	227,719.86	3,400.00
<b>08 DIRECCION GENERAL DE SERVICIOS PUBLICOS</b>	<b>14,775,237.40</b>	<b>3,626,345.81</b>	<b>18,401,583.21</b>	<b>16,174,823.20</b>	<b>15,604,877.09</b>	<b>2,226,760.01</b>
<b>08 01 SERVICIOS PUBLICOS</b>	<b>1,371,918.07</b>	<b>65,329.11</b>	<b>1,437,247.18</b>	<b>822,722.03</b>	<b>801,863.18</b>	<b>614,525.15</b>
08 01 01 DIRECCION GENERAL DE SERVICIOS PUBLICOS	1,371,918.07	65,329.11	1,437,247.18	822,722.03	801,863.18	614,525.15
<b>08 02 ASEO PUBLICO Y RESIDUOS SOLIDOS</b>	<b>6,878,509.65</b>	<b>768,085.20</b>	<b>7,646,594.85</b>	<b>7,023,601.85</b>	<b>6,670,529.61</b>	<b>622,993.00</b>
08 02 01 DIRECCION DE ASEO PUBLICO Y RESIDUOS SOLIDOS	6,878,509.65	768,085.20	7,646,594.85	7,023,601.85	6,670,529.61	622,993.00
<b>08 03 PARQUES Y JARDINES</b>	<b>2,207,215.32</b>	<b>330,030.59</b>	<b>2,537,245.91</b>	<b>2,421,395.90</b>	<b>2,279,425.26</b>	<b>115,850.01</b>
08 03 01 DIRECCION DE PARQUES Y JARDINES	2,207,215.32	330,030.59	2,537,245.91	2,421,395.90	2,279,425.26	115,850.01
<b>08 04 RASTRO MUNICIPAL</b>	<b>337,942.18</b>	<b>36,617.89</b>	<b>374,560.07</b>	<b>359,465.43</b>	<b>344,324.41</b>	<b>15,094.64</b>
08 04 01 ADMINISTRACION DEL RASTRO MUNICIPAL	337,942.18	36,617.89	374,560.07	359,465.43	344,324.41	15,094.64
<b>08 05 PANTONES MUNICIPALES</b>	<b>208,450.78</b>	<b>26,581.29</b>	<b>235,032.07</b>	<b>232,106.23</b>	<b>222,333.67</b>	<b>2,925.84</b>
08 05 01 ADMINISTRACION DE PANTEONES MUNICIPALES	208,450.78	26,581.29	235,032.07	232,106.23	222,333.67	2,925.84
<b>08 06 ALUMBRADO PUBLICO</b>	<b>3,771,201.40</b>	<b>2,399,701.73</b>	<b>6,170,903.13</b>	<b>5,315,531.76</b>	<b>5,286,400.96</b>	<b>855,371.37</b>
08 06 01 DIRECCION DE ALUMBRADO PUBLICO	3,771,201.40	2,399,701.73	6,170,903.13	5,315,531.76	5,286,400.96	855,371.37
<b>09 DIRECCION GENERAL DE DESARROLLO URBANO Y OBRAS PUBLICAS</b>	<b>2,773,467.35</b>	<b>649,894.60</b>	<b>3,423,361.95</b>	<b>3,059,889.48</b>	<b>2,890,571.66</b>	<b>363,472.47</b>
<b>09 01 DESPACHO DE LA DIRECCION GENERAL DE DESARROLLO URBANO Y OBRAS PUBLICAS</b>	<b>358,588.02</b>	<b>50,326.05</b>	<b>408,914.07</b>	<b>295,556.84</b>	<b>262,255.38</b>	<b>113,357.23</b>
09 01 01 DESPACHO DE LA DIRECCION GENERAL DE DESARROLLO URBANO Y OBRAS PUBLICAS	358,588.02	50,326.05	408,914.07	295,556.84	262,255.38	113,357.23
<b>09 02 OBRA PUBLICA</b>	<b>1,630,966.55</b>	<b>534,136.99</b>	<b>2,165,103.54</b>	<b>1,929,369.53</b>	<b>1,815,315.74</b>	<b>235,734.01</b>
09 02 01 DIRECCION DE OBRA PUBLICA	1,630,966.55	534,136.99	2,165,103.54	1,929,369.53	1,815,315.74	235,734.01
<b>09 03 ADMINISTRACION</b>	<b>90,780.28</b>	<b>0.00</b>	<b>90,780.28</b>	<b>90,780.28</b>	<b>90,780.28</b>	<b>0.00</b>
09 03 01 COORDINACION ADMINISTRATIVA	90,780.28	0.00	90,780.28	90,780.28	90,780.28	0.00
<b>09 04 DESARROLLO URBANO</b>	<b>693,132.50</b>	<b>65,431.56</b>	<b>758,564.06</b>	<b>744,182.83</b>	<b>722,220.26</b>	<b>14,381.23</b>
09 04 01 DIRECCION DESARROLLO URBANO	693,132.50	65,431.56	758,564.06	744,182.83	722,220.26	14,381.23
<b>10 DIRECCION GENERAL DE SEGURIDAD PUBLICA Y POLICIA VIAL</b>	<b>18,659,875.77</b>	<b>2,168,313.55</b>	<b>20,828,189.32</b>	<b>15,356,846.62</b>	<b>15,134,707.41</b>	<b>5,471,342.70</b>
<b>10 01 SEGURIDAD PUBLICA Y POLICIA VIAL</b>	<b>228,580.64</b>	<b>46,780.16</b>	<b>275,360.80</b>	<b>223,294.03</b>	<b>198,238.30</b>	<b>52,066.77</b>
10 01 01 DESPACHO DE LA DIRECCION GENERAL DE SEGURIDAD PUBLICA Y POLICIA VIAL	228,580.64	46,780.16	275,360.80	223,294.03	198,238.30	52,066.77
<b>10 02 SEGURIDAD PUBLICA</b>	<b>16,158,841.04</b>	<b>2,067,789.91</b>	<b>18,226,630.95</b>	<b>13,300,635.05</b>	<b>13,103,551.57</b>	<b>4,925,995.90</b>
10 02 01 DIRECCION DE SEGURIDAD PUBLICA	16,158,841.04	2,067,789.91	18,226,630.95	13,300,635.05	13,103,551.57	4,925,995.90
<b>10 03 POLICIA VIAL</b>	<b>2,167,185.23</b>	<b>53,743.48</b>	<b>2,220,928.71</b>	<b>1,738,936.37</b>	<b>1,738,936.37</b>	<b>481,992.34</b>
10 03 01 DIRECCION DE POLICIA VIAL	2,167,185.23	53,743.48	2,220,928.71	1,738,936.37	1,738,936.37	481,992.34

"BAJO PROTESTA DE DECIR VERDAD DECLARAMOS QUE LOS ESTADOS FINANCIEROS Y SUS NOTAS, SON RAZONABLEMENTE CORRECTOS Y SON REponsabilidad DEL EMISOR"



**MUNICIPIO DE TECOMAN, COL.**  
**Sistema Integral de Contabilidad Gubernamental**  
**ESTADO ANALITICO DEL EJERCICIO DEL PRESUPUESTO DE EGRESOS**  
**DEL 1 DE ENERO AL 31 DE MARZO DE 2020**

Análisis por: Estructura Administrativa

Clave Presupuestaria Descripción	Apr Ene-Mar	AyR Ene-Mar	PrM Ene-Mar	Dev Ene-Mar	Pag Ene-Mar	SEje Ene-Mar
UP-UR-UE						
<b>10 04 PREVENCIÓN DEL DELITO</b>	<b>105,268.86</b>	<b>0.00</b>	<b>105,268.86</b>	<b>93,981.17</b>	<b>93,981.17</b>	<b>11,287.69</b>
10 04 01 DIRECCION DE PREVENCIÓN DEL DELITO	105,268.86	0.00	105,268.86	93,981.17	93,981.17	11,287.69
<b>11 DIRECCION GENERAL DE ASUNTOS JURIDICOS</b>	<b>770,486.32</b>	<b>1,136,268.86</b>	<b>1,906,755.18</b>	<b>1,884,688.50</b>	<b>1,559,381.85</b>	<b>22,066.68</b>
<b>11 02 ASUNTOS JURIDICOS</b>	<b>770,486.32</b>	<b>1,136,268.86</b>	<b>1,906,755.18</b>	<b>1,884,688.50</b>	<b>1,559,381.85</b>	<b>22,066.68</b>
11 02 01 DIRECCION DE ASUNTOS JURIDICOS	770,486.32	1,136,268.86	1,906,755.18	1,884,688.50	1,559,381.85	22,066.68
<b>12 ADMINISTRACION PARAMUNICIPAL</b>	<b>5,624,999.94</b>	<b>3,515,000.01</b>	<b>9,139,999.95</b>	<b>6,714,999.64</b>	<b>6,714,999.64</b>	<b>2,425,000.31</b>
<b>12 01 ORGANISMOS PUBLICOS DESCENTRALIZADOS</b>	<b>5,624,999.94</b>	<b>3,515,000.01</b>	<b>9,139,999.95</b>	<b>6,714,999.64</b>	<b>6,714,999.64</b>	<b>2,425,000.31</b>
12 01 01 SISTEMA PARA EL DESARROLLO INTEGRAL DE LA FAMILIA EN EL MUNICIPIO DE TECOMAN	5,250,000.00	3,483,333.33	8,733,333.33	6,316,666.33	6,316,666.33	2,416,667.00
12 01 03 INSTITUTO MUNICIPAL DE LAS MUJERES TECOMENSES	124,999.98	31,666.68	156,666.66	156,666.66	156,666.66	0.00
12 01 04 INSTITUTO MUNICIPAL DE LA JUVENTUD	124,999.98	0.00	124,999.98	124,999.98	124,999.98	0.00
12 01 05 INSTITUTO MUNICIPAL DEL DEPORTE	124,999.98	0.00	124,999.98	116,666.67	116,666.67	8,333.31
<b>13 JUNTAS MUNICIPALES Y COMISARIAS</b>	<b>901,800.28</b>	<b>420.00</b>	<b>902,220.28</b>	<b>875,508.44</b>	<b>875,508.44</b>	<b>26,711.84</b>
<b>13 01 JUNTAS MUNICIPALES Y COMISARIAS</b>	<b>901,800.28</b>	<b>420.00</b>	<b>902,220.28</b>	<b>875,508.44</b>	<b>875,508.44</b>	<b>26,711.84</b>
13 01 01 JUNTA MUNICIPAL DE CERRO DE ORTEGA	190,635.16	0.00	190,635.16	183,459.16	183,459.16	7,176.00
13 01 02 JUNTA MUNICIPAL DE TECOLAPA	97,815.16	0.00	97,815.16	87,984.82	87,984.82	9,830.34
13 01 03 JUNTA MUNICIPAL DE CALERAS	102,315.16	0.00	102,315.16	96,315.16	96,315.16	6,000.00
13 01 04 JUNTA MUNICIPAL DE COFRADIA DE MORELOS	95,895.16	420.00	96,315.16	96,315.16	96,315.16	0.00
13 01 05 JUNTA MUNICIPAL DE CAXITLAN	87,915.16	0.00	87,915.16	87,915.16	87,915.16	0.00
13 01 06 JUNTA MUNICIPAL DE MADRID	127,815.16	0.00	127,815.16	124,109.66	124,109.66	3,705.50
13 01 07 COMISARIAS MUNICIPALES	199,409.32	0.00	199,409.32	199,409.32	199,409.32	0.00
<b>14 JUBILADOS Y PENSIONADOS</b>	<b>13,693,695.96</b>	<b>1,703,324.11</b>	<b>15,397,020.07</b>	<b>15,397,020.07</b>	<b>14,700,645.20</b>	<b>0.00</b>
<b>14 01 JUBILADOS Y PENSIONADOS</b>	<b>13,693,695.96</b>	<b>1,703,324.11</b>	<b>15,397,020.07</b>	<b>15,397,020.07</b>	<b>14,700,645.20</b>	<b>0.00</b>
14 01 01 JUBILADOS Y PENSIONADOS	13,693,695.96	1,703,324.11	15,397,020.07	15,397,020.07	14,700,645.20	0.00
<b>TOTAL:</b>	<b>105,685,489.98</b>	<b>15,237,695.08</b>	<b>120,923,185.06</b>	<b>117,507,593.74</b>	<b>112,768,078.49</b>	<b>3,415,591.32</b>

"BAJO PROTESTA DE DECIR VERDAD DECLARAMOS QUE LOS ESTADOS FINANCIEROS Y SUS NOTAS, SON RAZONABLEMENTE CORRECTOS Y SON REPOSABILIDAD DEL EMISOR"